


Ultra V Pro mini







HALF-CELL N-Type TOPCon MONOFACIAL MODULE

TYPE: STPXXXS - C54/Nshb

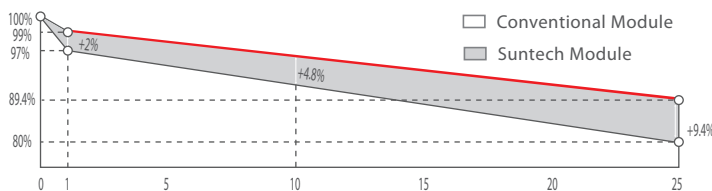


POWER OUTPUT MAX EFFICIENCY
415-435W **22.3%**

Features

 <p>High module conversion efficiency Module efficiency up to 22.3% achieved through advanced cell technology and manufacturing process</p>	 <p>Lower operating temperature Lower operating temperature and temperature coefficient increases the power output</p>
 <p>Suntech current sorting process Up to 2% power loss caused by current mismatch could be diminished by current sorting technique to maximize system power output</p>	 <p>Extended wind and snow load tests Module certified to withstand extreme wind (3800 Pascal) and snow loads (6000 Pascal) *</p>
 <p>Excellent weak light performance More power output in weak light condition, such as cloudy, morning and sunset</p>	 <p>Withstanding harsh environment Reliable quality leads to a better sustainability even in harsh environment like desert, farm and coastline</p>

Industry-leading Warranty **



- ◆ First year power degradation: 1%
- ◆ 25 years of linear warranty
- ◆ Annual degradation: 0.40%
- ◆ 15 years of product warranty (optional for 25 years)

Certifications and Standards

CE IEC 61730 IEC 61215
 SA 8000 Social Responsibility Standards
 ISO 9001 Quality Management System
 ISO 14001 Environment Management System
 ISO 45001 Occupational Health and Safety
 IEC TS 62941 Guideline for Module Design Qualification and Type Approval



Munich RE  *****

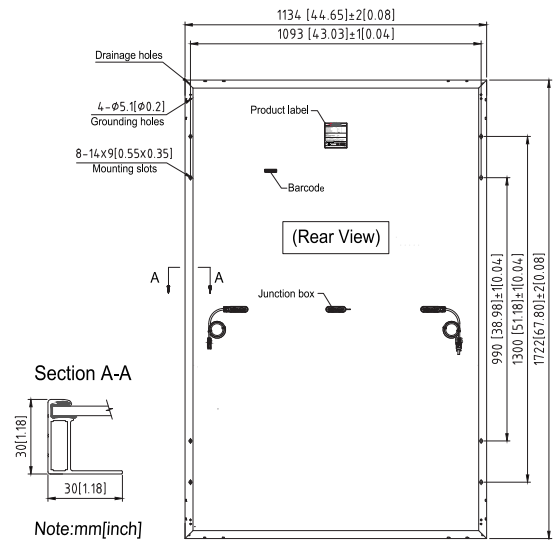
* Please refer to Suntech Standard Module Installation Manual for details.
 ** Please refer to Suntech Limited Warranty for details.

*** WEEE only for EU market.
 **** Suntech reserves the right to the final interpretation of the warranty by Munich Re.

Ultra V Pro STPXXXS - C54/Nshb 415-435W

Mechanical Characteristics

Solar Cell	N-type Monocrystalline silicon 182 mm
No. of Cells	108 (6 × 18)
Dimensions	1722 × 1134 × 30 mm (67.8 × 44.6 × 1.2 inches)
Weight	21.0 kgs (46.3 lbs.)
Front Glass	3.2 mm (0.126 inches) fully tempered glass
Output Cables	4.0 mm ² , (-) 350 mm (+) 160 mm in length or customized length
Junction Box	IP68 rated (3 bypass diodes)
Operating Module Temperature	-40 °C to +85 °C
Maximum System Voltage	1500 V DC (IEC)
Connectors	MC4 EVO2
Maximum Series Fuse Rating	25 A
Power Tolerance	0/+5 W



Electrical Characteristics

Module Type	STP435S-C54/Nshb		STP430S-C54/Nshb		STP425S-C54/Nshb		STP420S-C54/Nshb		STP415S-C54/Nshb	
	STC	NMOT	STC	NMOT	STC	NMOT	STC	NMOT	STC	NMOT
Maximum Power (Pmax/W)	435	328.7	430	328.7	425	325.0	420	321.1	415	317.3
Optimum Operating Voltage (Vmp/V)	32.51	30.2	32.33	30.2	32.15	30.0	31.96	29.9	31.78	29.7
Optimum Operating Current (Imp/A)	13.38	10.89	13.30	10.89	13.22	10.82	13.14	10.75	13.06	10.68
Open Circuit Voltage (Voc/V)	38.85	36.8	38.72	36.8	38.59	36.6	38.46	36.5	38.33	36.4
Short Circuit Current (Isc/A)	14.33	11.49	14.25	11.49	14.17	11.42	14.09	11.36	14.01	11.30
Module Efficiency (%)	22.3		22.0		21.8		21.5		21.3	

STC: Irradiance 1000 W/m², module temperature 25 °C, AM=1.5; NMOT: Irradiance 800 W/m², ambient temperature 20 °C, AM=1.5, wind speed 1 m/s; Tolerance of Pmax is within +/- 3%;

Temperature Characteristics

Nominal Module Operating Temperature (NMOT)	42 ± 2 °C
Temperature Coefficient of Pmax	-0.30%/°C
Temperature Coefficient of Voc	-0.25%/°C
Temperature Coefficient of Isc	0.046%/°C

Packing Configuration

Container	40' HC
Pieces per pallet	36
Pallets per container	26
Pieces per container	936
Packaging box dimensions	1755×1120×1255 mm
Packaging box weight	794 kg

Information on how to install and operate this product is available in the installation instruction. All values indicated in this data sheet are subject to change without prior announcement. The specifications may vary slightly. All specifications are in accordance with standard EN 50380. Color differences of the modules relative to the figures as well as discolorations of/in the modules which do not impair their proper functioning are possible and do not constitute a deviation from the specification.

Graphs

Current-Voltage & Power-Voltage Curve (435S)

